0.8-2.5 GHz

Wireless Band Power Combiners / Dividers

- Wireless Communications PCS and Cellular Coverage
- Broadband – 0.8 to 2.5 GHz
- Complete Series – 2-Way thru 16-Way Models
- Sealed Versions Available
- High Isolation ≥ 20 dB, Typical ≥ 26 dB Isolation
- Excellent Phase and Amplitude Balance

Specifications

Type N (F), 0.8 to 2.5 GHz, 30 W

FREQUENCY RANGE (GHz)	MODEL	CONNECTORS	BAND SEGMENTS (GHz)	VSWR (max.) INPUT	VSWR (max.) OUTPUT	INSERTION LOSS (dB max.)	ISOLATION (dB min.)	AMPLITUDE BALANCE (dB max.)	PHASE BALANCE (max.)	AVERAGE POWER* (W max.) A	B	C	WEIGHT oz.	gr.
0.8-2.5	**3372A-2**	TYPE N (F)	0.8-1 1-2.5	1.35 1.35	1.30 1.30	0.3 0.5	22 22	0.2 0.2	3° 3°	30 30	5 5	0.5 0.5	7.8	220
0.8-2.5	**3372A-3**	TYPE N (F)	0.8-2.5	1.60	1.50	0.8	15	0.5	8°	30	5	0.5	20.1	570
0.8-2.5	**3372A-4**	TYPE N (F)	0.8-2.5	1.40	1.35	0.8	22	0.3	6°	30	5	0.5	22.9	650
0.8-2.5	**3372A-6**	TYPE N (F)	0.8-1 1-2.5	1.70 1.80	1.50 1.60	0.8 1.0	18 18	0.5 0.7	8° 10°	30 30	5 5	0.5 0.5	60	1700

* Average Power Rating into a load VSWR of (A) 1.2 to 1, (B) 2 to 1 and (C) ∞VSWR

SMA (F), 0.8 to 2.5 GHz, 30 W

FREQUENCY RANGE (GHz)	MODEL	CONNECTORS	BAND SEGMENTS (GHz)	VSWR (max.) INPUT	VSWR (max.) OUTPUT	INSERTION LOSS (dB max.)	ISOLATION (dB min.)	AMPLITUDE BALANCE (dB max.)	PHASE BALANCE (max.)	AVERAGE POWER* (W max.) A	B	C	WEIGHT oz.	gr.
0.8-2.5	**4372-2**	SMA (F)	0.8-1 1-2.5	1.35 1.35	1.30 1.30	0.3 0.5	25 25	0.2 0.2	3° 3°	30 30	5 5	0.5 0.5	3.5	100
0.8-2.5	**4372A-3**	SMA (F)	0.8-2.5	1.60	1.50	0.8	15	0.5	8°	30	5	0.5	6	170
0.8-2.5	**4372A-4**	SMA (F)	0.8-2.5	1.40	1.35	0.8	22	0.3	6°	30	5	0.5	8.8	250
0.8-2.5	**4372A-6**	SMA (F)	0.8-1 1-2.5	1.70 1.80	1.50 1.60	0.8 1.0	18 18	0.5 0.7	8° 10°	30 30	5 5	0.5 0.5	17	482
1.9-2.5	**4162-8**	SMA (F)	1.9-2.5	1.50	1.40	1.1	22	0.5	6°	30	5	0.5	17.6	500
1.9-2.5	**4162-16**	SMA (F)	1.9-2.5	1.60	1.40	1.2	19	0.8	10°	30	5	0.5	19.4	550
0.8-1	**4152-8**	SMA (F)	0.8-1	1.30	1.30	0.8	20	0.4	6°	30	5	0.5	22.9	650
0.8-1	**4152-16**	SMA (F)	0.8-1	1.30	1.30	1.5	20	0.6	10°	30	5	0.5	30	850

* Average Power Rating into a load VSWR of (A) 1.2 to 1, (B) 2 to 1 and (C) ∞VSWR

Power Dividers

Outline Drawings

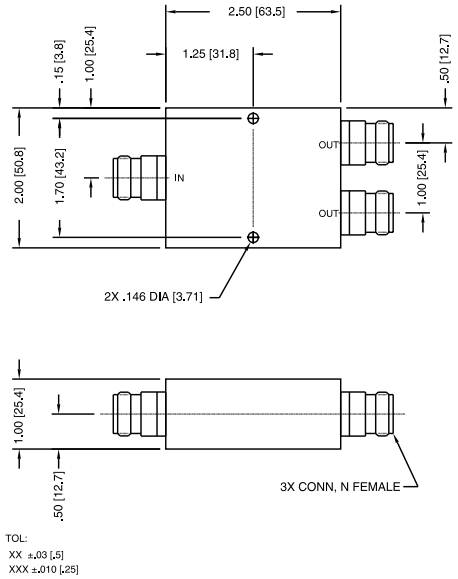

MODEL 3372A-2

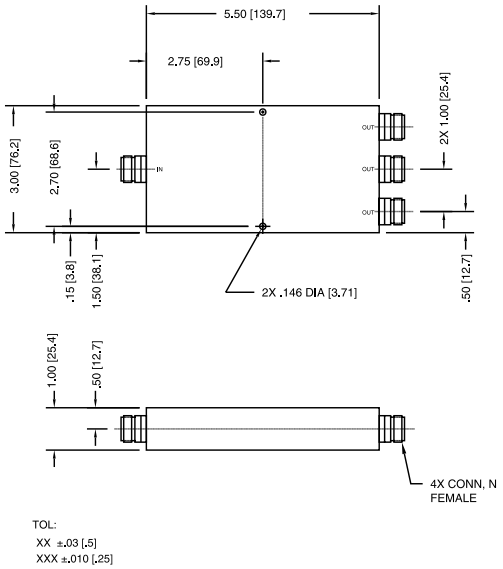

MODEL 3372A-3

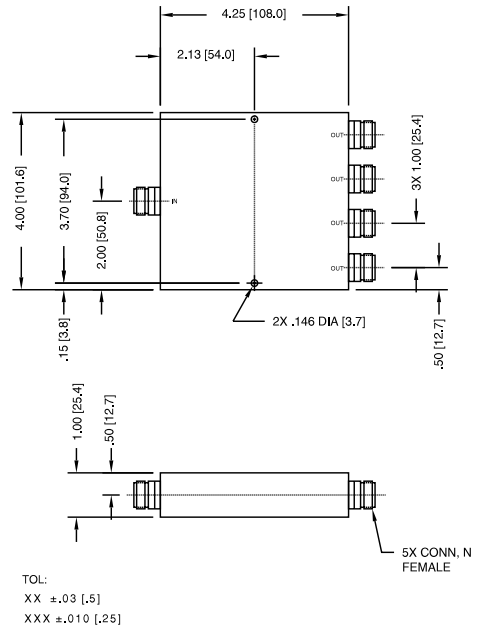

MODEL 3372A-4

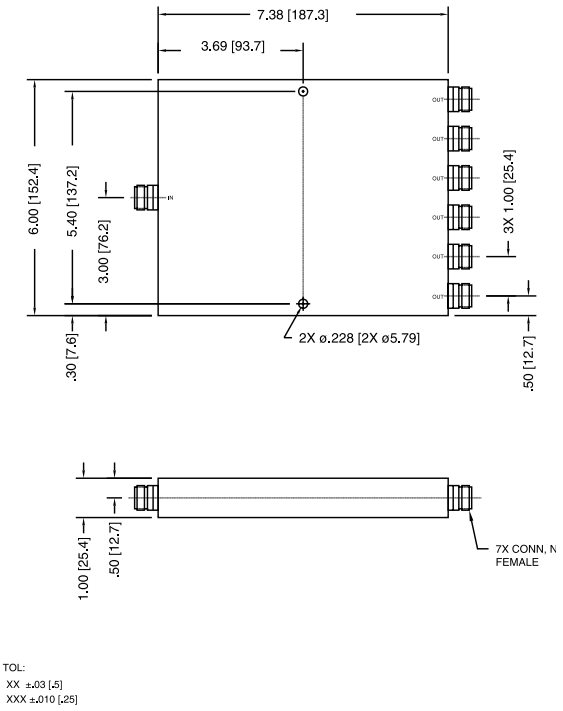

MODEL 3372A-6

Dimensions in inches (mm in parentheses), unless otherwise specified.
Connectors mate without interference per MIL-STD-348.

narda microwave-east an L3 company
www.nardamicrowave.com E-MAIL: nardaeast@L-3com.com TEL: +1 631 231-1700

Outline Drawings

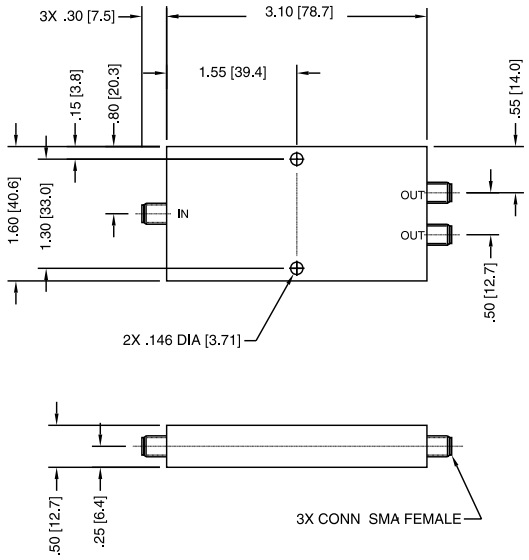

TOL:
XX ±.03 [.5]
XXX ±.010 [.25]

MODEL 4372-2

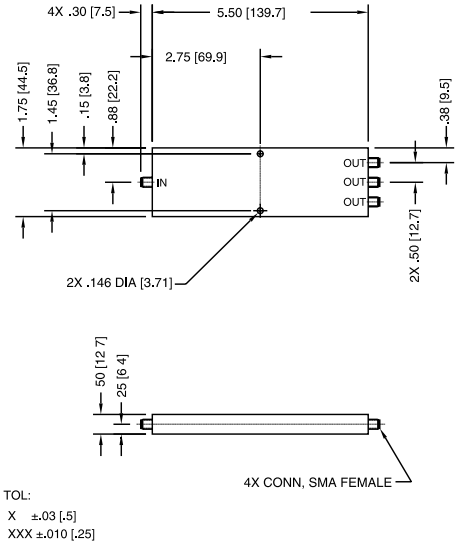

TOL:
X ±.03 [.5]
XXX ±.010 [.25]

MODEL 4372A-3

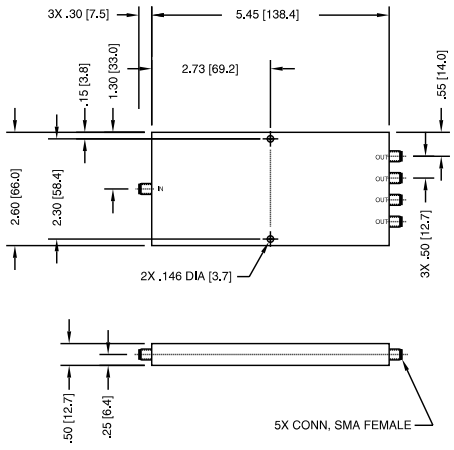

TOL:
XX ±.03 [.5]
XXX ±.010 [.25]

MODEL 4372A-4

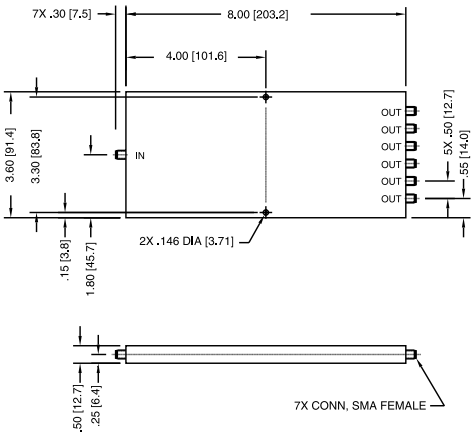

TOL:
XX ±.03 [.5]
XXX ±.010 [.25]

MODEL 4372A-6

Dimensions in inches (mm in parentheses), unless otherwise specified.
Connectors mate without interference per MIL-STD-348.

Power Dividers

Outline Drawings

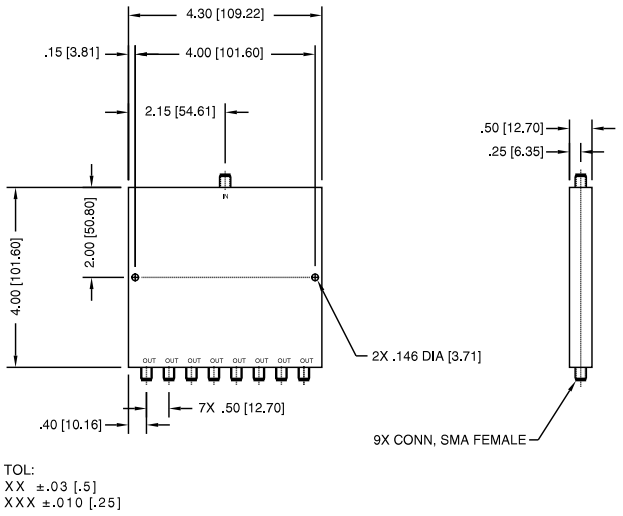

MODEL 4162-8

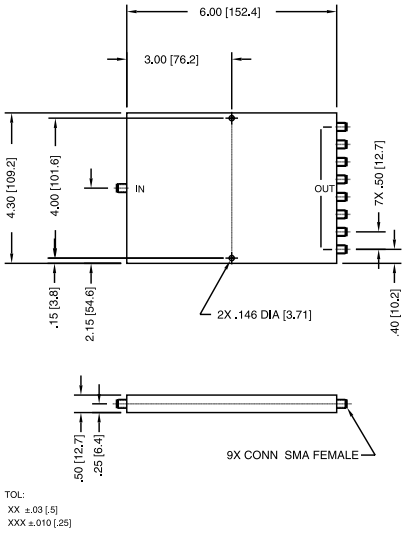

MODEL 4152-8

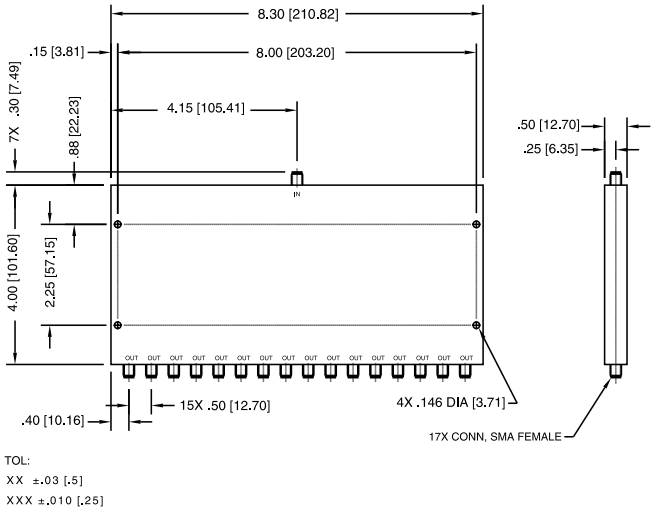

MODEL 4162-16

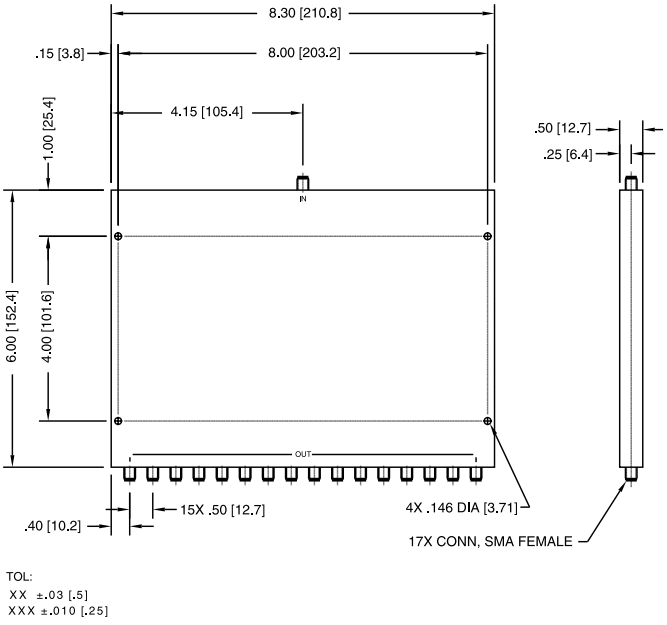

MODEL 4152-16

Dimensions in inches (mm in parentheses), unless otherwise specified.
Connectors mate without interference per MIL-STD-348.

narda microwave-east an L3 company
www.nardamicrowave.com E-MAIL: nardaeast@L-3com.com TEL: +1 631 231-1700